

CURRENT AND UPCOMING ROTAVIRUS VACCINES

INTRODUCTION

The rotavirus vaccine landscape, or availability of products, has recently expanded considerably and is expected to continue to do so. With the prequalification by WHO of two new vaccines produced in India, there are now four globally available rotavirus vaccines in different formulations and presentations. Additional vaccines are in advanced stages of development and thus the pipeline of rotavirus vaccines will continue to grow in the coming years (see Table 1). The increase in the number of rotavirus vaccines is beneficial for several reasons. It

increases the choice countries have in selecting vaccine products and presentations and helps to improve the global supply of rotavirus vaccines to meet current and future demand. The expanded number of products could help lower vaccine costs, a major barrier to introducing rotavirus vaccines in some countries. In addition, some products in development have shown higher rates of efficacy in low-income countries. This brief focuses on the currently available rotavirus vaccines and those most likely to become available in the next several years.

TABLE 1 CURRENT ROTAVIRUS VACCINES AND CANDIDATES IN ADVANCED STAGES OF DEVELOPMENT (MANUFACTURER, COUNTRY)

WHO prequalified	Nationally-licensed	In advanced stages of development
ROTARIX® (GlaxoSmithKline Biologics, Belgium)	Lanzhou Lamb Rotavirus (Lanzhou Institute of Biological Products, China)	RV3-BB (PT Biofarma, Indonesia)
RotaTeq® (Merck & Co., Inc, U.S.A.)	ROTAVIN-M1 (POLYVAC, Vietnam)	LLR reassortants (Lanzhou Institute of Biological Products, China)
ROTAVAC® (Bharat Biotech, India)		Trivalent P2-VP8 (injectable subunit vaccine) (SK Chemicals, South Korea)
ROTASIIL® (Serum Institute of India Pvt. Ltd., India)		

ROTAVIRUS VACCINES PREQUALIFIED BY WHO

There are now four globally available rotavirus vaccines. Both ROTAVAC® and ROTASIIL® have formulations and presentations that differ from other globally available rotavirus vaccines, which may have an impact on costs. All four vaccines prequalified by WHO have shown similar efficacy rates in low-income settings.

The four rotavirus vaccines prequalified by WHO are RotaTeq® (Merck & Co., Inc.); ROTARIX®, (GlaxoSmithKline Biologics); ROTAVAC® (Bharat Biotech); and ROTASIIL® (Serum Institute of India). All four vaccines are oral, live-attenuated vaccines given to infants starting at 6 to 8 weeks of age, along with other routine vaccines. ROTARIX is provided in two doses given one month apart, while RotaTeq, ROTAVAC, and ROTASIIL have three-dose regimens.

All four prequalified vaccines have been shown to offer protection against a broad range of common rotavirus genotypes—see Table 2 with vaccine efficacy rates.

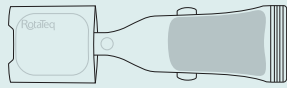
Rotavirus vaccines currently available on the international market have been shown to be safe. The main safety concern has been a very small increased risk of a rare obstructed bowel syndrome called intussusception, which also occurs naturally in infants regardless of rotavirus vaccination status.

None of the four vaccines were found in clinical trials to increase the risk of intussusception. Post-marketing surveillance of ROTARIX and

RotaTeq has found a slightly increased risk of intussusception in some high- and middle-income countries, while no increased risk was found following vaccination with ROTARIX in a pooled assessment of seven African countries and ROTAVAC in parts of India.^(1,2) Post-marketing safety data on ROTASIIL are not yet available (See brief on Rotavirus Vaccine Safety).



SukanyaTassa is administered a dose of ROTAVAC vaccine at Greenwood Tea Estate Hospital in Dibrugarh, Assam, India.



RotaTeq®

RotaTeq® (Merck & Co. Inc.) is made up of five human-bovine reassortant strains of rotavirus and administered to infants in the same three-dose schedule as DTP1, 2, and 3. RotaTeq was licensed by the U.S. Food and Drug Administration (FDA) in 2006 after clinical studies in high-income countries showed a range of efficacy from 98–100% against severe rotavirus gastroenteritis in children.^(3,4) In studies in low- and middle-income countries, the vaccine was 43–64% protective against severe rotavirus gastroenteritis.^(5,6) Studies show that RotaTeq protects children against a wide range of rotavirus strains, including those not included in the vaccine.

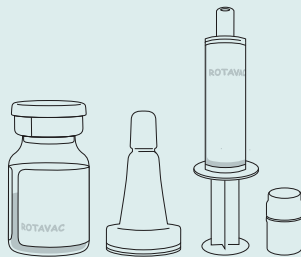
One dose of RotaTeq consists of 2.5 ml of liquid vaccine suspended in a buffer in an oral squeeze tube, which is administered by drops into an infant’s mouth. The product can be stored up to two years in refrigeration and cannot be frozen.



ROTARIX®

ROTARIX®, manufactured by GlaxoSmithKline (GSK), is made up of a single attenuated human strain of rotavirus. It is administered to infants in two doses on the same schedule as DTP1 and 2. ROTARIX was first licensed by the European Medicines Agency in 2006 and in the U.S. by the FDA in 2008 following efficacy studies that showed 85–96% protection against severe rotavirus gastroenteritis in high-income countries.^(7,8) Studies found that the efficacy of ROTARIX in low- and middle-income countries was between 49–77% against severe rotavirus gastroenteritis.⁽⁹⁾ ROTARIX protects children against a wide range of rotavirus strains, including those not included in the vaccine.

One dose of ROTARIX consists of 1 ml of liquid vaccine in a single-dose vial or a single-dose squeeze tube, given by drops in an infant’s mouth. The product can be stored up to three years in refrigeration and cannot be frozen.

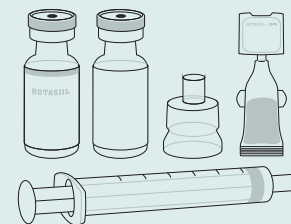


ROTAVAC® and ROTAVAC5D®

ROTAVAC®, manufactured by Bharat Biotech, is made up of a single strain of human rotavirus that is naturally attenuated. After a phase 3 trial in India found that the vaccine provided 54% protection against severe rotavirus gastroenteritis in the first year of life and 49% in the second year of life, ROTAVAC was licensed by the Government of India in 2014.^(10,11)

The vaccine is stored frozen (–20°C) and can be thawed out and kept in a refrigerator at 2–8°C for up to six months. Importantly, it can be refrozen and rethawed six times.⁽¹²⁾

ROTAVAC is administered on the same schedule as DTP1, 2, and 3, by attaching a dropper to the vial and placing five drops in the infant’s mouth. Bharat has also developed a liquid (non-frozen) formulation, ROTAVAC 5D, which was prequalified by the WHO in 2021. A trial among infants in Zambia found ROTAVAC5D to be safe and elicit just as strong of an immune response as ROTAVAC.⁽¹³⁾



ROTAIIL® and ROTAIIIL-Liquid®

ROTAIIL® is made up of five bovine-human reassortant rotavirus strains, which Serum Institute of India licensed from the U.S. National Institutes of Health. Administered in three doses at the same time as DTP1, 2, and 3, ROTAIIIL® was found in India to provide 36% protection against severe rotavirus diarrhea over a 10-month period and nearly 40% over two years.⁽¹⁴⁾ In Niger, another trial that showed it provided 67% protection against severe rotavirus gastroenteritis during one year of follow-up.⁽¹⁵⁾ ROTAIIIL was licensed by the Government of India in 2017.

The vaccine is a freeze-dried powder that is reconstituted with an antacid diluent just before using. It has been found to be stable for three years at or below 25°C (77°F); WHO recommends refrigeration (see Table 2).^(15,16) Serum Institute of India also developed ROTAIIIL-Liquid—a fully liquid, ready-to-use presentation—that was prequalified by the WHO in 2021.

TABLE 2 MAIN CHARACTERISTICS OF THE ORAL, LIVE-ATTENUATED ROTAVIRUS VACCINES PREQUALIFIED BY WHO (MARCH 2022)^(17, 18)

Vaccine name	RotaTeq®	ROTARIX®	ROTAVAC®	ROTAVAC5D®
Manufacturer	Merck & Co. Inc.	GlaxoSmithKline	Bharat Biotech	Bharat Biotech
Year WHO Pre-qualified	2008	2009–plastic tube 2019–strip of 5 single tubes	2018	2021
Composition/strains	5 human-bovine reassortant rotaviruses (G1, G2, G3 G4, P[8])	Single, attenuated human rotavirus strain (G1P[8])	Single, attenuated human rotavirus strain (G9P[11])	Single, attenuated human rotavirus strain (G9P[11])
Dosing schedule	3-dose (same as DTP 1, 2, 3)	2-dose (same as DTP 1 and 2)	3-dose (same as DTP 1, 2, 3)	3-dose (same as DTP 1, 2, 3)
Efficacy against severe rotavirus gastroenteritis in:				
High- and upper-middle-income	98–100% ^(3, 4)	85–96% ^(7, 8)	No data	No data
Low- and lower-middle-income	43–64% ^(5, 6)	49–77% ⁽⁹⁾	56% (in India) ^(10, 11)	Immunogenicity was non-inferior to that of ROTAVAC (Zambia) ⁽¹³⁾
Presentation	Liquid vaccine suspended in a buffer (oral squeeze tube)	Liquid vaccine (oral squeeze tube) as: – single-dose squeezable plastic tube – strip of 5 single-dose plastic tubes*	Liquid (frozen) vaccine in glass vial (separate oral droppers)	Liquid vaccine in glass vial (separate oral droppers)
Dosage volume	2 mL	1.5 mL	0.5 mL	0.5 mL
Doses per container	1	1	5, 10	1, 5
Storage and shelf life	– Refrigerated (2–8°C): 24 months – Cannot freeze	– Refrigerated (2–8°C): 24 months – Cannot freeze	– Refrigerated (2–8°C) at local level: 6 months – Frozen (–20°C) at central and district level: 5 years – Can be frozen-thawed up to 6 times without losing potency	– Refrigerated (2–8°C): 24 months
Cold storage volume per course ^(17, 19)	139 cm ³ (in cartons of 25 doses)	34.2 cm ³ for single-dose plastic tube (in cartons of 50 doses) 23.6 cm ³ for strip of 5 single-dose plastic tubes (in cartons of 50)	– 5-dose: 12.6 cm ³ – 10-dose: 9.6 cm ³	– 1 dose: 43.35 cm ³ – 5 dose: 12.6 cm ³
Vaccine vial monitor	No	Yes (VVM7)	Yes (VVM2)	Yes (VVM2)
Price per fully immunized person for Gavi-supported countries, 2022 (USD, not adjusted for wastage) ^(17, 18)	\$9.60 (RotaTeq is no longer an option available to Gavi-supported countries)	\$5.08 (1-dose plastic tube) n/a (strip of 5 single tubes)	\$2.55 (5-dose vial) \$1.80 (10-dose vial)	\$4.05 (1-dose vial) \$3.45 (5-dose vial)

*ROTARIX multi-monodose presentation with a strip of 5 single-dose plastic tubes will not be available for Gavi countries from 2022 with future availability expected starting 2024

Vaccine name	ROTASIIL®	ROTASIIL-Liquid®	ROTASIIL Thermo®
Manufacturer	Serum Institute of India	Serum Institute of India	Serum Institute of India
Year WHO Pre-qualified	2018	2021	2020
Composition/ strains	5 human-bovine (UK) reassortant rotaviruses (G1, G2, G3, G4, G9)	5 human-bovine (UK) reassortant rotaviruses (G1, G2, G3, G4, G9)	5 human-bovine (UK) reassortant rotaviruses (G1, G2, G3, G4, G9)
Dosing schedule	3-dose (same as DTP 1, 2, 3)	3-dose (same as DTP 1, 2, 3)	3-dose (same as DTP 1, 2, 3)
Efficacy against severe rotavirus gastroenteritis in:			
High- and upper-middle-income	No data	No data	No data
Low- and lower-middle-income	<ul style="list-style-type: none"> - 36% (in India)⁽¹⁴⁾ - 67% (in Niger)⁽¹⁵⁾ 	Immunogenicity was non-inferior to that of the lyophilized ROTASIIL (India) ⁽²⁰⁾	<ul style="list-style-type: none"> - 36% (in India)⁽¹⁴⁾ - 67% (in Niger)⁽¹⁵⁾
Presentation	Freeze-dried vaccine (lyophilized) in glass vial reconstituted with antacid diluent from separate vial (oral syringe)	Liquid vaccine as: <ul style="list-style-type: none"> - strip of 5 single-dose squeezable plastic tubes† - liquid vaccine in 2-dose vials 	Freeze-dried vaccine (lyophilized) in glass vial reconstituted with antacid diluent from separate vial (oral syringe)
Dosage volume	2.5 mL	2 mL	2.5 mL
Doses per container	1, 2	1, 2	1, 2
Storage and shelf life	<ul style="list-style-type: none"> - (Vaccine) Refrigerated (2–8°C): 30 months (per WHO prequalification) - (Diluent) Ambient temperature or refrigerated (2–8°C): 60 months - Once reconstituted, can be refrigerated (2–8°C) for up to 6 hours⁽¹⁶⁾ 	<ul style="list-style-type: none"> - Refrigerated (2–8°C): 24 months 	<ul style="list-style-type: none"> - Stored at temperatures <25 °C: 30 months (per WHO prequalification) - (Diluent) Ambient temperature or refrigerated (2–8 °C): 60 months - Once reconstituted, can be refrigerated (2–8 °C) for up to 6 hours⁽¹⁶⁾
Cold storage volume per course ^(17, 19)	<ul style="list-style-type: none"> - 1-dose vials: 52.7 cm³ (excl. diluent) - 2-dose vials: 31.6 cm³ (excl. diluent) 	<ul style="list-style-type: none"> - 1 dose: 60.2 cm³ - 2 dose: 42.9 cm³ 	<ul style="list-style-type: none"> - 1-dose vials: 52.7 cm³ (excl. diluent) - 2-dose vials: 31.6 cm³ (excl. diluent)
Vaccine vial monitor	Yes (VVM30)	Yes (VVM7)	Yes (VVM250+)
Price per fully immunized person for Gavi-supported countries, 2022 (USD, not adjusted for wastage) ^(17, 18)	\$4.65 (1-dose vial) \$2.85 (2-dose vial)	\$2.40 (2-dose vial) n/a (strip of 5 single tubes)	\$5.55 (1-dose vial) \$3.75 (2-dose vial)

† ROTASIIL-Liquid presentation in a strip of 5 single tubes is expected to be available again for Gavi countries starting Q3 2023

NATIONALLY-LICENSED ROTAVIRUS VACCINES

Two vaccines are licensed for domestic use and available through the private sector only. Uptake of these vaccines has been much lower than vaccines included in the countries' national immunization programs.

Lanzhou lamb rotavirus vaccine (China)

The Lanzhou lamb rotavirus (LLR) vaccine, available in China since 2000, is given to children between the ages of 2 and 35 months each year for 3 years. It is an oral live, attenuated vaccine made from a single strain of rotavirus found in lamb (G10P[12]). While efficacy data is not publicly available, various case-control studies have estimated its effectiveness. These estimates, each using different outcome measures, include 77% for one dose against hospitalized rotavirus gastroenteritis among children under 2 years of age and 81% among 2–11 month olds,⁽¹⁹⁾ 39% against moderate or severe rotavirus illness for at least one dose in children under 5,⁽²¹⁾ and 44% for one dose against rotavirus diarrhea of any severity presenting at a health center or hospital.⁽²²⁾

The vaccine has not been integrated into the national immunization program, so parents must pay the full cost of the vaccine (about \$72 for the three-dose series). A survey conducted in Guangzhou Province in 2013 found that 25% of 2–59 month olds had been vaccinated—90% with only one dose—while coverage among 2–5 month olds was around 1%.⁽²³⁾

Additional animal-human reassortant vaccines are currently in development in China, including a new-generation trivalent human lamb reassortant vaccine at Lanzhou Institute. The Wuhan Institute of Biological Products is also developing human bovine reassortants derived from a strain obtained from the U.S. NIH, that was used to develop ROTASIIL.^(24,25)

ROTAVIN-M1 (Vietnam)

This oral, live-attenuated vaccine, consisting of a single human rotavirus strain (G1P[8]) administered in two doses two months apart, was licensed in Vietnam in 2012.⁽²⁶⁾ An effectiveness study is currently underway.^(24,27) The vaccine is available in the private sector at a price of approximately \$17.60 per dose.⁽²⁸⁾ A liquid formulation of the vaccine, ROTAVIN, has been developed with the intent to make the vaccine stable at 2–8 °C for the entire shelf life to allow for easier storage and transport.⁽²⁹⁾



An infant in Vietnam, where ROTAVIN-M1 has been licensed.

THE NEW FRONTIER

Several rotavirus vaccines are being developed using different approaches in the aim of increasing their effectiveness and impact in low-income countries and further improving their safety profile.

Neonatal vaccines

Vaccines given shortly after birth have several potential advantages over current rotavirus vaccines. They can potentially be more effective in impoverished settings because newborns do not yet produce much gastric acid and their intestines are not yet damaged by infections that can lead to malabsorption and reduced immune responses to the vaccine.⁽³⁰⁾ In addition, neonatal vaccines could provide early protection against the disease and improve vaccination coverage, since vaccines given shortly after birth (such as BCG) typically have higher coverage rates. They could also further reduce the risk of intussusception, since this condition is not known to occur in newborns.

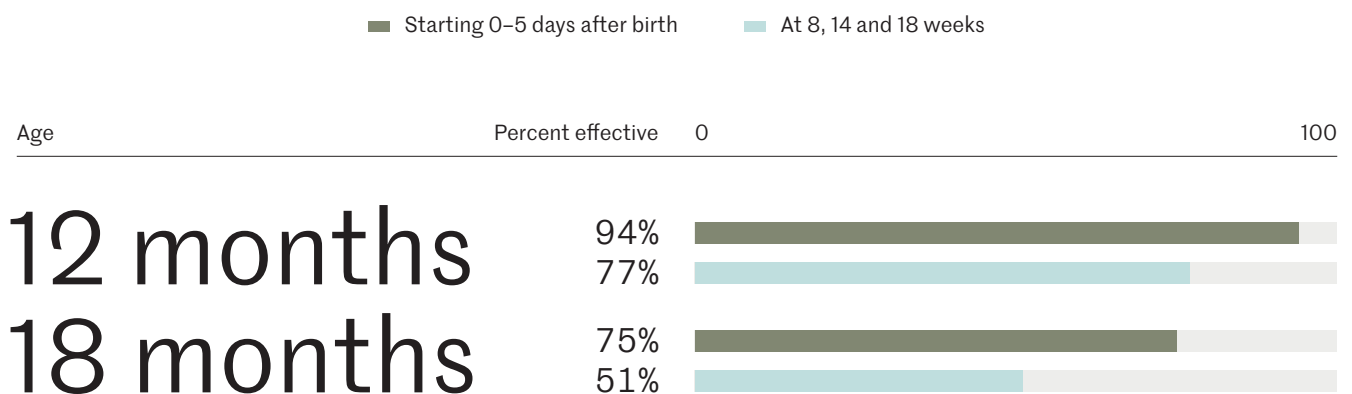
An oral live vaccine candidate has been developed by Murdoch Children’s Research Institute in Australia from a naturally-attenuated human strain found in newborns (G3P[6]) that doesn’t cause disease and that replicates well in the newborn gut. This is true even in the presence of maternal antibodies and when an infant is breastfed—thus making it well adapted to newborns.⁽³⁰⁾ The vaccine, neonatal RV3-BB vaccine, has been licensed to PT Biofarma in Indonesia. When administered in three doses starting 0–5 days after birth, the vaccine was found in a Phase 2b clinical trial

in Indonesia to be well-tolerated and to provide better efficacy rates than the same vaccine given in a typical schedule—see Figure 1. Efficacy rates also compare favorably with those of globally-available vaccines in low- and middle-income countries. Ongoing development of RV3-BB is underway in Indonesia by BioFarma with plans to have the vaccine available to infants in the Indonesian National Immunization Program, and prequalified by WHO. Recently, a phase 2b trial in Malawi found RV3-BB to be well tolerated and immunogenic when administered on an infant or neonatal schedule, showing great promise for the vaccine’s potential to improve protection against rotavirus disease in children in high burden African countries.⁽³¹⁾

Non-replicating, injectable vaccines

Non-replicating vaccines are either killed rotaviruses or just parts (“subunits”) of the virus that, unlike current live, oral vaccines, do not require multiplying in the gut to induce immunity. These vaccines, inspired by the successes of the injectable inactivated polio vaccine, are given through injection, thereby bypassing the gut. They could potentially be more effective than oral vaccines in low-income settings by avoiding factors that may limit immune responses in the intestine, such as gut inflammation, malnutrition, or co-infections. By avoiding the gut, these vaccines should also reduce the increased risk of intussusception associated with rotavirus vaccination. However, there are questions as to whether they can protect against

FIG.1 EFFECTIVENESS OF NEONATAL RV3-BB VACCINE BY DOSAGE SCHEDULE AND AGE OF CHILD ⁽³⁰⁾



rotavirus disease as well as live, oral vaccines. Additional phase 3 studies are underway in Ghana, Malawi, and Zambia, to evaluate the efficacy of the trivalent P2-VP8 non-replicating rotavirus vaccine candidate against severe rotavirus disease following positive safety and immunogenicity results from a Phase 2 clinical study in South Africa.⁽³²⁾



Jacqueline Wambui with her two daughters outside their home in Kangemi, Nairobi, on Sunday, June 26, 2016.

REFERENCES

1. Tate, J.E., et al., *Evaluation of Intussusception after Monovalent Rotavirus Vaccination in Africa*. *N Engl J Med*, 2018. 378(16): p. 1521–1528.
2. Yen, C., et al., *Rotavirus vaccination and intussusception—Science, surveillance, and safety: A review of evidence and recommendations for future research priorities in low and middle income countries*. *Hum Vaccin Immunother*, 2016. 12(10): p. 2580–2589.
3. Vesikari, T., et al., *Safety and efficacy of a pentavalent human-bovine (WC3) reassortant rotavirus vaccine*. *N Engl J Med*, 2006. 354(1): p. 23–33.
4. Block, S.L., et al., *Efficacy, immunogenicity, and safety of a pentavalent human-bovine (WC3) reassortant rotavirus vaccine at the end of shelf life*. *Pediatrics*, 2007. 119(1): p. 11–8.
5. Zaman, K., et al., *Efficacy of pentavalent rotavirus vaccine against severe rotavirus gastroenteritis in infants in developing countries in Asia: a randomised, double-blind, placebo-controlled trial*. *The Lancet*, 2010. 376(9741): p. 615–623.
6. Armah, G.E., et al., *Efficacy of pentavalent rotavirus vaccine against severe rotavirus gastroenteritis in infants in developing countries in sub-Saharan Africa: a randomised, double-blind, placebo-controlled trial*. *The Lancet*, 2010. 376(9741): p. 606–614.
7. Vesikari, T., et al., *Efficacy of human rotavirus vaccine against rotavirus gastroenteritis during the first 2 years of life in European infants: randomised, double-blind controlled study*. *Lancet*, 2007. 370(9601): p. 1757–1763.
8. Ruiz-Palacios, G.M.P.-S.I.V.F.R.A.H.B.T.C.S.C. and Y. Cervantes, *Safety and efficacy of an attenuated vaccine against severe rotavirus gastroenteritis*. *New England Journal of Medicine*, 2006. 354(1): p. 2725–2732.
9. Madhi, S.A., et al., *Effect of human rotavirus vaccine on severe diarrhea in African infants*. *N Engl J Med*, 2010. 362(4): p. 289–298.
10. Bhandari, N., et al., *Efficacy of a monovalent human-bovine (116E) rotavirus vaccine in Indian infants: a randomised, double-blind, placebo-controlled trial*. *Lancet*, 2014. 383(9935): p. 2136–2143.
11. Bhandari, N., et al., *Efficacy of a monovalent human-bovine (116E) rotavirus vaccine in Indian children in the second year of life*. *Vaccine*, 2014. 32(Supplement 1): p. A110–A116.
12. Biotech, B., *Prescribing information*. 2018.
13. Chilengy, R., et al., *Immunogenicity and safety of two monovalent rotavirus vaccines, ROTAVAC and ROTAVAC5D in Zambian infants*. *Vaccine*, 2021. 39(45): p. 3633–3640.
14. Kulkarni, P.S., et al., *A randomized Phase III clinical trial to assess the efficacy of a bovine-human reassortant pentavalent rotavirus vaccine in Indian infants*. *Vaccine*, 2017. 35(45): p. 6228–6237.
15. Isanaka, S., et al., *Efficacy of a Low-Cost, Heat-Stable Oral Rotavirus Vaccine in Niger*. *New England Journal of Medicine*, 2017. 376(12): p. 1121–1130.
16. Naik, S.P., et al., *Stability of heat stable, live attenuated Rotavirus vaccine (ROTASIL(R))*. *Vaccine*, 2017. 35(22): p. 2962–2969.
17. Gavi. *Detailed Product Profiles (DPPs) for WHO prequalified vaccines*. 2022 March 2022; Available from: <https://www.gavi.org/library/gavi-documents/supply-procurement/detailed-product-profiles/>
18. Gavi Secretariat and Partners. *Gavi-supported rotavirus vaccine profiles to support country decision making*. 2021 November 2021 [cited 2022 January]; Available from: <https://www.gavi.org/sites/default/files/2021-11/Gavi-Rotavirus-vaccines-profiles-Nov-2021.pdf>
19. Fu, C., J. Tate, and B. Jiang, *Effectiveness of Lanzhou lamb rotavirus vaccine against hospitalized gastroenteritis: Further analysis and update*. *Human Vaccines*, 2010. 6(11): p. 953–953.
20. Kawade, A., et al., *Immunogenicity and lot-to-lot consistency of ready to use liquid bovine-human reassortant pentavalent (ROTASIL-Liquid) in Indian infants*. *Vaccine*, 2019. 37(19): p.2554-2560.
21. Zhen, S.S., et al., *Effectiveness of the live attenuated rotavirus vaccine produced by a domestic manufacturer in China studied using a population-based case-control design*. *Emerg Microbes Infect*, 2015. 4(10): p. e64.
22. Fu, C., et al., *Effectiveness of the Lanzhou lamb rotavirus vaccine against gastroenteritis among children*. *Vaccine*, 2012. 31(1): p. 154–158.
23. He, Q., et al., *Rotavirus vaccination coverage among children aged 2–59 months: a report from Guangzhou, China*. *PLoS One*, 2013. 8(6): p. e68169.
24. Deen, J., et al., *Improving rotavirus vaccine coverage: Can newer-generation and locally produced vaccines help?* *Human Vaccines & Immunotherapeutics*, 2018. 14(2): p. 495–499.
25. Kirkwood, C.D., et al., *The rotavirus vaccine development pipeline*. *Vaccine*, 2017.
26. Dang, D.A., et al., *A dose-escalation safety and immunogenicity study of a new live attenuated human rotavirus vaccine (Rotavin-M1) in Vietnamese children*. *Vaccine*, 2012. 30 Suppl 1: p. A114–21.
27. Carey, M., *Currently available vaccines and introduction status*. 2017.
28. PATH, *Using innovation to combat diarrheal disease in Vietnam*. 2019.
29. Thiem V., et al., *Safety and immunogenicity of rotavirus vaccine in Vietnamese infants*. *Vaccine*, 2021. 39(32): p. 4463-4470.
30. Bines, J.E., et al., *Human Neonatal Rotavirus Vaccine (RV3-BB) to Target Rotavirus from Birth*. *N Engl J Med*, 2018. 378(8): p. 719–730.
31. Witte, D., et al., *Neonatal rotavirus vaccine (RV3-BB) immunogenicity and safety in a neonatal and infant administration schedule in Malawi: a randomised, double-blind, four-arm parallel group dose-ranging study*. *The Lancet Infectious Diseases*, 2022. 0(0).
32. Groome, M.J., et al., *Safety and immunogenicity of a parenteral P2-VP8-P[8] subunit rotavirus vaccine in toddlers and infants in South Africa: a randomised, double-blind, placebo-controlled trial*. *The Lancet Infectious Diseases*, 2017. 17(8): p. 843–853.

ROTA Council thanks the following organizations for their support: Bharat Biotech, Bill & Melinda Gates Foundation, CDC, GSK, PATH, and Sabin Vaccine Institute. Suggested Citation: ROTA Council at International Vaccine Access Center (IVAC), Johns Hopkins Bloomberg School of Public Health. (2022). Rotavirus Disease and Immunization: Current and Upcoming Rotavirus Vaccines.

Disclaimer: The presentation of maps is not by any means an expression of IVAC's opinion regarding the legal status of countries/territories, their governing authorities, or their official borders.

Photo credits:
Page 2: International Vaccine Access Center/ Monica Tiwari
Page 6: ©Bill & Melinda Gates Foundation/ Prashant Panjari
Page 8: Riccardo Gangale for Bill & Melinda Gates Foundation

CURRENT AND UPCOMING ROTAVIRUS VACCINES

KEY FACTS

Products

With the recent WHO prequalification of two rotavirus vaccines developed and produced in India, there are now four rotavirus vaccines available on the international market. (See page 1)

Expansion

This expansion of the choice of products, formulations, and presentations available to countries; improves the global supply of vaccines to meet demand; and may help to reduce their costs. (See page 3)

Profile

All four globally-available rotavirus vaccines are oral, live-attenuated, and given in two or three doses to infants. (See page 4)

Future

Several rotavirus vaccines using novel approaches aimed at increasing their impact in low-income settings are in advanced stages of development, including a neonatal vaccine, and a non-replicating rotavirus vaccine administered by intramuscular injection. (See page 7)