

# Immunization Agenda 2030 Scorecard

## 2022 Data Launch: Social Media Toolkit

### HOW YOU CAN USE THIS TOOLKIT

Download graphics and copy and paste text into newsletter and social media messages to applaud the efforts of 194 member states working to recover from the pandemic—and highlight where more work is needed to ensure no one is left behind. Use the images and messages to advocate for attention and resources to aid in recovery and efforts to meet Immunization Agenda global targets.

### BACKGROUND

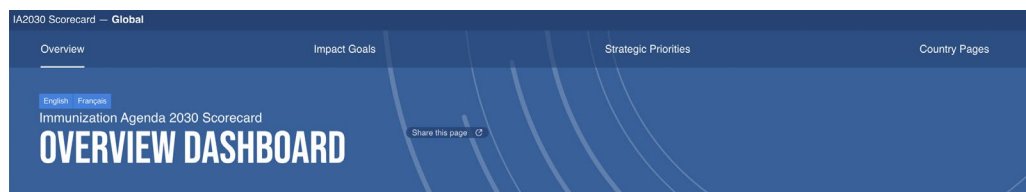
The WHO's Strategic Advisory Group of Experts (SAGE) on Immunization met recently to review progress under the Immunization Agenda 2030 (IA2030). Advocates around the world are now empowered to explore and interact with the latest data on immunization performance.

Explore immunization program trends at the global, regional, and country level with the Immunization Agenda 2030 Scorecard, which was just recently refreshed with all new data. The scorecard brings attention to and enables strategic actions around 18 key vaccine performance indicators. Coordinated by USAID MOMENTUM Country and Global Leadership under the IA2030 Monitoring and Evaluation Work Group, the scorecard is an initiative led by specialists from the WHO, CDC, UNICEF, and UN Foundation.

### SOCIAL MEDIA MESSAGES

1. The Immunization Agenda 2030 Scorecard brings attention to and enables strategic actions around 18 vaccine performance indicators. View NEW data showing resilient immunization systems recovering from COVID-19-related disruptions.

<https://bit.ly/IA2030Scorecard> #IA2030 #Dataviz



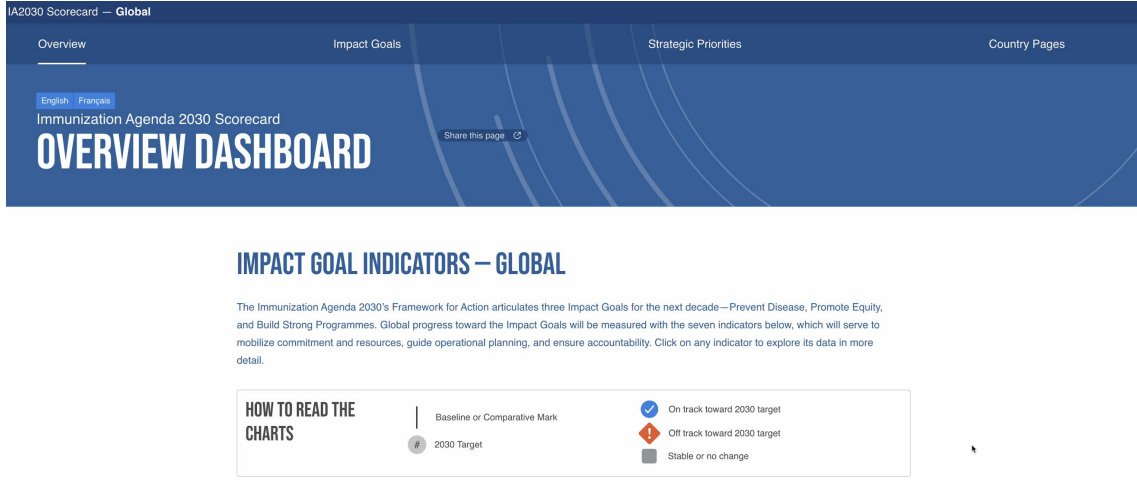
### IMPACT GOAL INDICATORS – GLOBAL

The Immunization Agenda 2030's Framework for Action articulates three Impact Goals for the next decade—Prevent Disease, Promote Equity, and Build Strong Programmes. Global progress toward the Impact Goals will be measured with the seven indicators below, which will serve to mobilize commitment and resources, guide operational planning, and ensure accountability. Click on any indicator to explore its data in more detail.



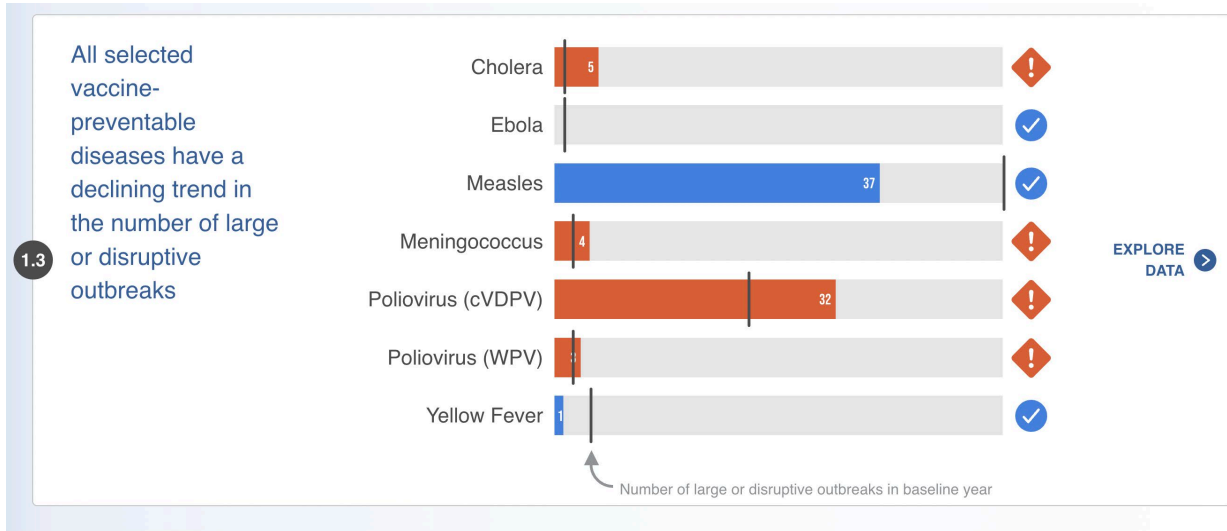
[Download image](#)

2. 📢 Check out the NEW overview dashboard for the Immunization Agenda 2030 scorecard! While much progress has been made toward recovery from COVID-19, many indicators are still off-track to meet global targets set by IA2030: <https://bit.ly/IA2030Scorecard>



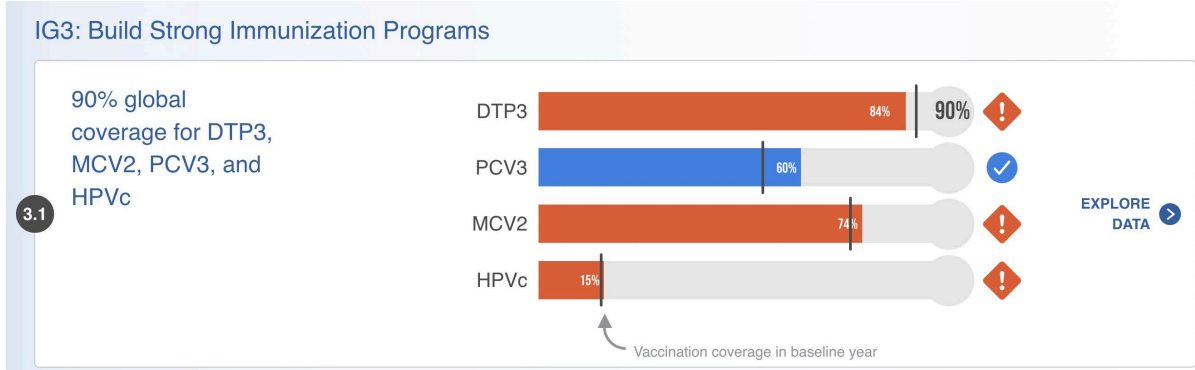
[Download gif](#)

3. The Immunization Agenda scorecard, just refreshed with all NEW data, shows major vaccine performance trends. Concerningly, in 2022, there were more large or disruptive outbreaks of diseases such as polio, cholera, and meningococcus than in previous years: <https://bit.ly/45a3eW7>



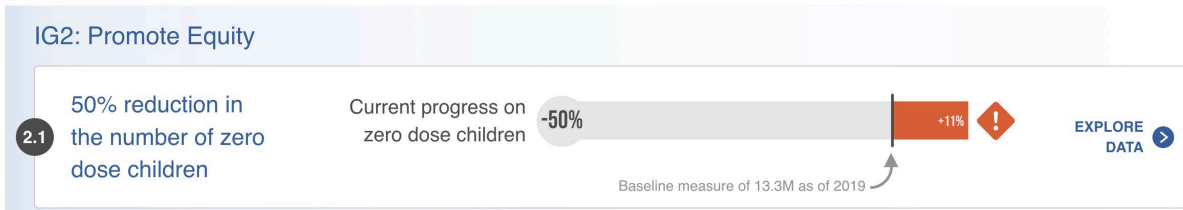
[Download image](#)

4. The Immunization Agenda scorecard, just refreshed with all NEW data, shows major trends in vaccine performance. Though coverage levels for most vaccines have increased since 2021, more work is needed to reach 90% coverage by 2030: <https://bit.ly/3ZBdcPI>



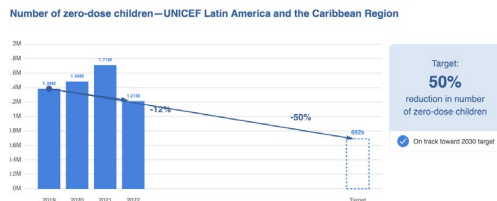
[Download image](#)

5. Global efforts have reduced the number of zero-dose children by 4 million since 2021. More work is needed to bring life-saving immunization to tens of millions of children. See more trends with the new IA2030 scorecard: <https://bit.ly/3EU6yKi>

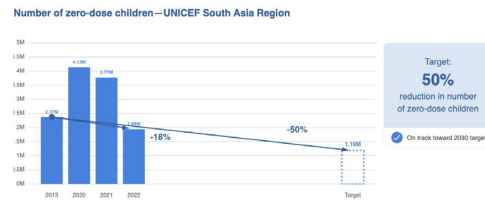


[Download image](#)

6. JUST IN The all-new IA2030 scorecard shows global, regional, and country vaccine performance trends. Countries have worked hard to reach zero-dose children post-pandemic. See trends across all WHO and UNICEF regions <https://bit.ly/3EU6yKi>



[Download image](#)



[Download image](#)

7. New on the IA2030 Scorecard [→](#) View global immunization performance data by country income group. Coverage of PCV and HPV vaccines, which protect against pneumonia and cancer, is much lower in middle-income countries than in low-income countries: <https://bit.ly/3ZBdcPI>

Vaccination coverage across the life course—WB Low Income Countries



[Download gif](#)

8. The Immunization Agenda 2030 scorecard, just refreshed with all NEW data, shows brief overviews of progress for 194 countries. Compare any 2 countries to set up a friendly competition, like Ghana v. Rwanda! <https://bit.ly/3LHBMZc>

**IMPACT GOAL INDICATORS**

This page displays the most recent available data for this country. Press the X to reset to regional comparisons

Rwanda

	Ghana	Rwanda
1.1 Number of future deaths averted through immunization 2022 WUENIC, VIMC, Global Burden of Disease Study, and other model inputs from published literature: <a href="#">Learn More</a>	Not measured at the country level	Not measured at the country level
1.2 Achievement of VPD control, elimination, and eradication targets 2022 Verification, certification, and disease-specific committee reports: <a href="#">Learn More</a>	Measles — Elimination of Transmission Target	NOT REACHED
	Rubella — Elimination of Transmission Target	NOT REACHED
	Wildtype Poliovirus — Eradication Target	REACHED
	Maternal & Neonatal Tetanus — Elimination as a Public Health Problem	REACHED
Number of large or disruptive VPD outbreaks 2022 VPD programmes and WHO World Health Emergencies surveillance systems: <a href="#">Learn More</a>	Cholera	Not shown at the country level
	Ebola	Not shown at the country level

[Download gif](#)